

917572-4 ✓ ACTIVE

AMPMODU

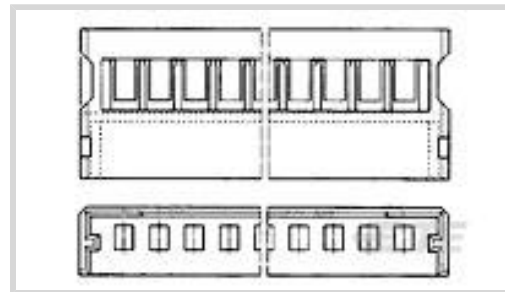
TE Internal #: 917572-4

Housing, Plug, Wire-to-Board, 4 Position, 1.5 mm [.059 in]
Centerline, Crimp, 1 Row, Black, Mating Retention, Wire & Cable,
Power & Signal

[View on TE.com >](#)



Connectors > PCB Connectors > Wire-to-Board Connectors > Wire-to-Board Connector Assemblies & Housings



Connector Product Type: **Housing**

Connector & Housing Type: **Plug**

Connector System: **Wire-to-Board**

Number of Positions: **4**

Centerline (Pitch): **1.5 mm [.059 in]**

Features

Product Type Features

Connector Product Type	Housing
Connector & Housing Type	Plug
Connector System	Wire-to-Board
Sealable	No
Connector & Contact Terminates To	Wire & Cable

Configuration Features

Number of Positions	4
Number of Rows	1

Electrical Characteristics

Operating Voltage	10 VAC
-------------------	--------

Contact Features

Contact Layout	Inline
Contact Type	Pin
Contact Current Rating (Max)	1 A

Termination Features

Termination Method to Wire & Cable	Crimp
------------------------------------	-------

Mechanical Attachment

Strain Relief	Without
---------------	---------



Mating Retention	With
------------------	------

Connector Mounting Type	Board Mount
-------------------------	-------------

Housing Features

Housing Material	Nylon - GF
------------------	------------

Centerline (Pitch)	1.5 mm [.059 in]
--------------------	------------------

Housing Color	Black
---------------	-------

Dimensions

	2.95 in
--	---------

Wire Size	.0509 – .129 mm ²
-----------	------------------------------

Usage Conditions

Operating Temperature Range	-40 – 105 °C [-40 – 221 °F]
-----------------------------	-----------------------------

Operation/Application

Circuit Application	Power & Signal
---------------------	----------------

Industry Standards

UL Flammability Rating	UL 94V-0
------------------------	----------

Packaging Features

Packaging Quantity	100
--------------------	-----

Packaging Method	Loose Piece
------------------	-------------

Product Compliance

[For compliance documentation, visit the product page on TE.com>](#)

EU RoHS Directive 2011/65/EU	Compliant
------------------------------	-----------

EU ELV Directive 2000/53/EC	Compliant
-----------------------------	-----------

China RoHS 2 Directive MIIT Order No 32, 2016	No Restricted Materials Above Threshold
---	---

EU REACH Regulation (EC) No. 1907/2006	Current ECHA Candidate List: JUNE 2022 (224) Candidate List Declared Against: JUNE 2022 (224) Does not contain REACH SVHC
--	---

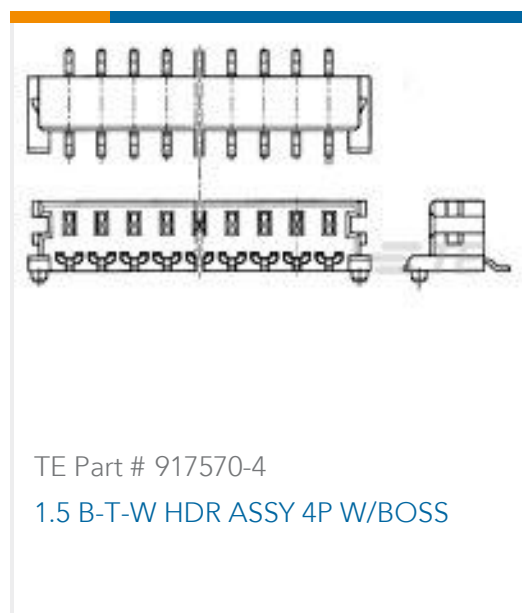
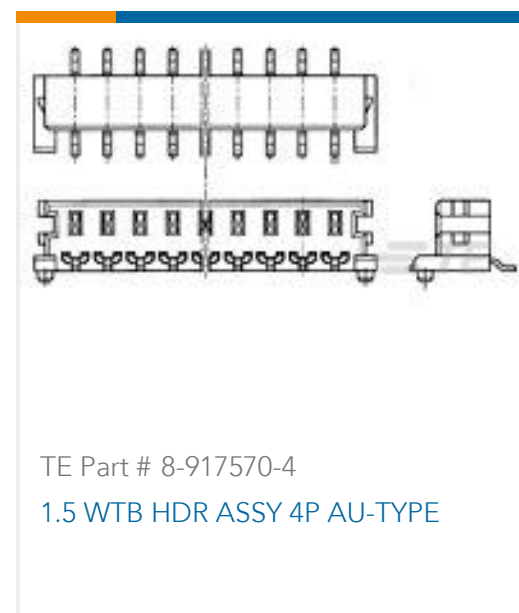
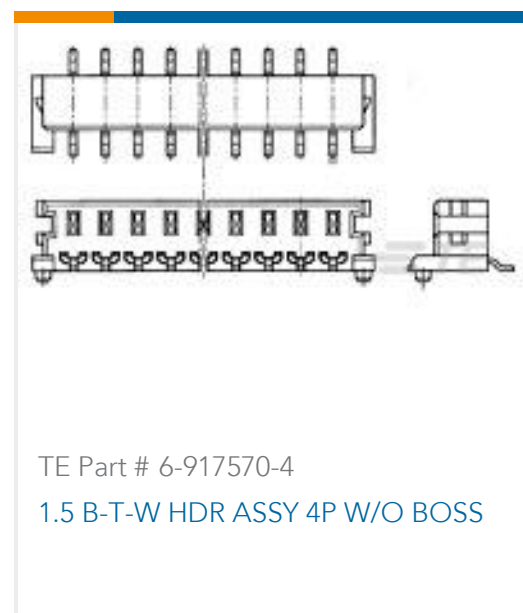
Halogen Content	Low Halogen - Br, Cl, F, I < 900 ppm per homogenous material. Also BFR/CFR/PVC Free
-----------------	---

Solder Process Capability	Not applicable for solder process capability
---------------------------	--

Product Compliance Disclaimer

This information is provided based on reasonable inquiry of our suppliers and represents our current actual knowledge based on the information they provided. This information is subject to change. The part numbers that TE has identified as EU RoHS compliant have a maximum concentration of 0.1% by weight in homogenous materials for lead, hexavalent chromium, mercury, PBB, PBDE, DBP, BBP, DEHP, DIBP, and 0.01% for cadmium, or qualify for an exemption to these limits as defined in the Annexes of Directive 2011/65/EU (RoHS2). Finished electrical and electronic equipment products will be CE marked as required by Directive 2011/65/EU. Components may not be CE marked. Additionally, the part numbers that TE has identified as EU ELV compliant have a maximum concentration of 0.1% by weight in homogenous materials for lead, hexavalent chromium, and mercury, and 0.01% for cadmium, or qualify for an exemption to these limits as defined in the Annexes of Directive 2000/53/EC (ELV). Regarding the REACH Regulation, the information TE provides on SVHC in articles for this part number is based on the latest European Chemicals Agency (ECHA) 'Guidance on requirements for substances in articles' posted at this URL: <https://echa.europa.eu/guidance-documents/guidance-on-reach>

Compatible Parts



Documents

Product Drawings

1.5 B-T-W PLUG HSG 4P BLACK

Japanese

CAD Files

3D PDF

3D

Customer View Model

[ENG_CVM_CVM_917572-4_C.2d_dxf.zip](#)

English

Customer View Model

[ENG_CVM_CVM_917572-4_C.3d_igs.zip](#)

English

Customer View Model



[ENG_CVM_CVM_917572-4_C.3d_stp.zip](#)

English

[3D PDF](#)

English

Customer View Model

[ENG_CVM_917572-4_O.2d_dxf.zip](#)

English

Customer View Model

[ENG_CVM_917572-4_O.3d_igs.zip](#)

English

Customer View Model

[ENG_CVM_917572-4_O.3d_stp.zip](#)

English

By downloading the CAD file I accept and agree to the [Terms and Conditions](#) of use.

Product Specifications

[Product Specification](#)

English